

## ROLL IN

ROLL IN is a workstation with wheels that offers a handy haven for those who need to focus in private during their workday. This workstation with wheels includes fixed lighting, a built-in electrical socket as well as two bag hooks under the table.

### TECHNICAL INFORMATION

Lockable wheels.  
Two built-in electrical sockets.  
Two bag hooks under the table.  
Light with switch.  
The electric cord length for the ROLL IN solution is 3 m.

### MATERIAL DESCRIPTION

MDF or veneered frame.  
Table top painted with structural paint.  
Base powder coated steel.  
Acrylic window.


Frame:	White smooth NCS S 0500-N Oak veneer
Wall panel fabric:	GABRIEL - Soul
Table coating:	White structural NCS S 0500-N
Steel base color:	RAL 9016 white

### MEASUREMENTS

W1190 x D680 x H1510 mm


**SURFACE FINISHES FOR ROLL IN:**

| STANDARD PRICE, CATEGORY 1



NCS S 0500-N  
Smooth


PRICE CATEGORY 2



Oak veneer


**INSIDE PANEL FABRIC: SOUL FROM GABRIEL | STANDARD PRICE, CATEGORY 1**

Composition: 100% wool  
Lightfastness: 5-7  
Rubbing fastness: 4/wet, 4-5/dry  
Sustainability: Complies with STANDARD 100 by OEKO-TEX  
Meet Möbelfakta requirements  
Cleaning: regular vacuum cleaning  
Fire resistant: Yes (S 476 Part 7, class 1 ÖNORM B 3825-B1-3800-Q1 UK)



**TABLE TOP PAINT FOR ROLL IN:**

| STANDARD PRICE, CATEGORY 1



NCS S 0500-N  
Structural

STEEL TUBE BASE | STANDARD PRICE, CATEGORY 1



RAL 9016