

ROLL IN

ROLL IN is a workstation with wheels that offers a handy haven for those who need to focus in private during their workday. This workstation with wheels includes fixed lighting, a built-in electrical socket as well as two bag hooks under the table.



TECHNICAL INFORMATION

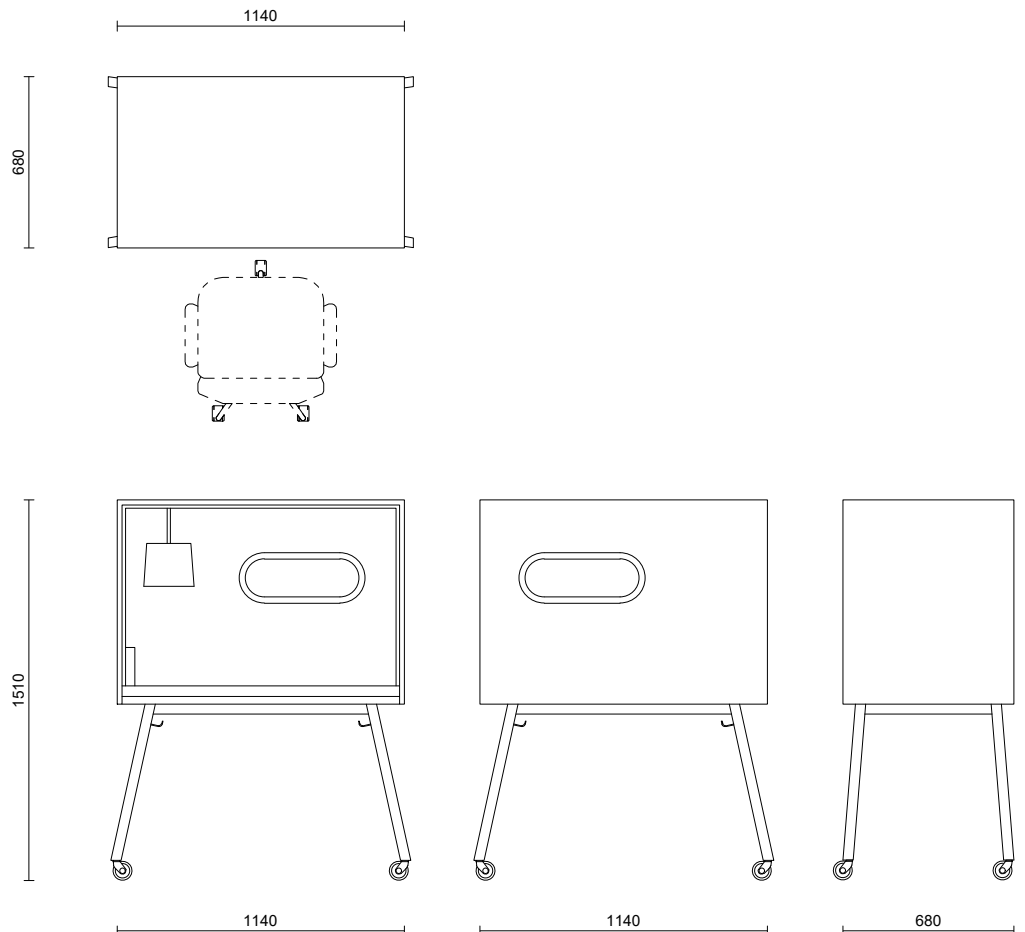
Lockable wheels included.
2 x built-in electrical socket.
2 x bag hooks under the table.
Light with switch.
The electric cord length for the ROLL IN solution is 3 m.

MATERIAL DESCRIPTION

MDF frame with tabletop painted with white structural paint or optionally veneer frame with veneer tabletop.
Base powder-coated steel.
Acrylic window.


MEASUREMENTS

W1190 x D680 x H1510 mm




SURFACE FINISHES FOR ROLL IN:

| STANDARD PRICE, CATEGORY 1



NCS S 0500-N
Smooth


PRICE CATEGORY 2



Oak veneer

INSIDE PANEL FABRIC: SOUL FROM GABRIEL | STANDARD PRICE, CATEGORY 1

Composition: 100% wool
 Lightfastness: 5-7
 Rubbing fastness: 4/wet, 4-5/dry
 Sustainability: Complies with STANDARD 100 by OEKO-TEX
 Meet Möbelfakta requirements
 Cleaning: regular vacuum cleaning
 Fire resistant: Yes (S 476 Part 7, class 1 ÖNORM B 3825-B1-3800-Q1 UK)



66104

67039

68131

64086

62059

61196

60182




TABLE TOP PAINT FOR ROLL IN:

STANDARD PRICE, CATEGORY 1



NCS S 0500-N
Structural


STANDARD PRICE, CATEGORY 2




Oak veneer

STEEL TUBE BASE | STANDARD PRICE, CATEGORY 1

Standard base paint options



RAL 9016



RAL 9005